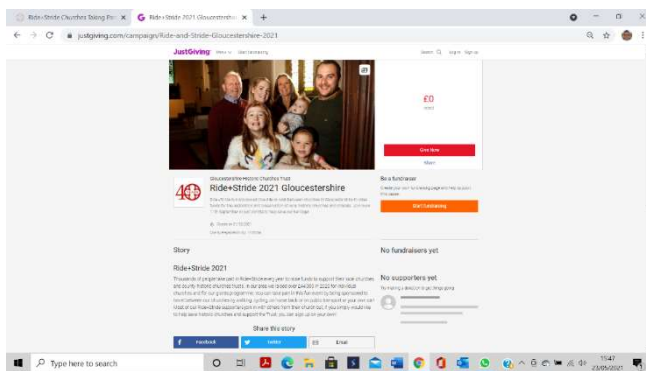


New to Just Giving - How to set up your NEW Just Giving page for Ride+Stride 2021

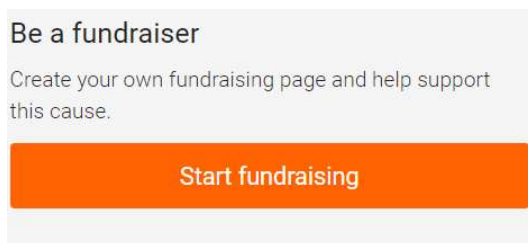
These instructions are only for people who are setting up a Just Giving page for GHCT Ride+Stride for the first time. If you set up a page last year for GHCT Ride+Stride please see the – Existing Page Owners - How to set up your Just Giving Page for Ride+Stride 2021 version of this document.

Before you start, we recommend you log out of any existing Just Giving page you may have for other charities so that you create an entirely new page for 2021.

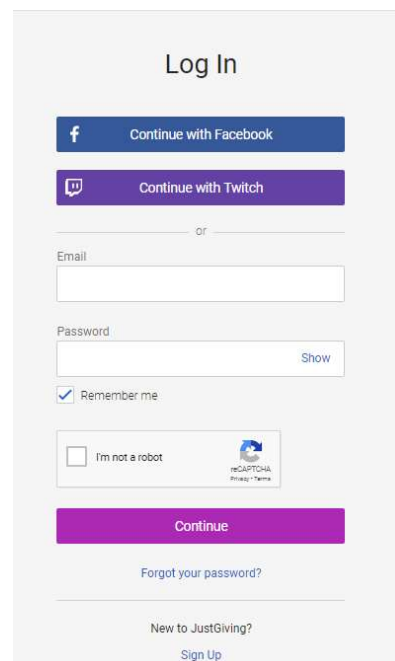
1. Go to <https://www.justgiving.com/campaign/Ride-and-Stride-Gloucestershire-2021>



2. Click on 'Start Fundraising' box in the lower right of your screen.

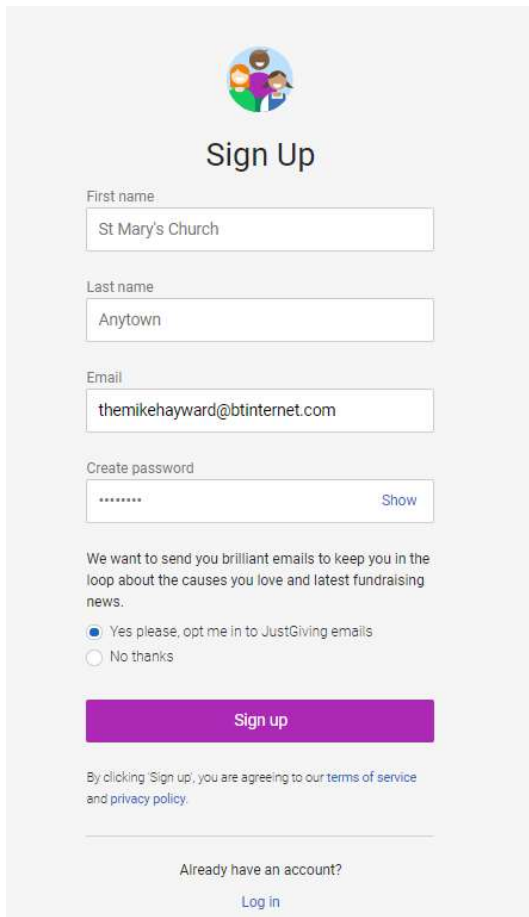


3. At the next screen click 'New to Just Giving' at the bottom of the page.



4. Complete the sign up screen – You can set this up in your own name or in the name of the church you are supporting. If you set it up in your name, please edit the story to include the name of the church you are supporting. This will ensure that we attribute all monies correctly.

If you set up the page in the name of your church put your church name in the First Name field and your city/town/village in the Last Name field. You can use any suitable email and of course an appropriate password. Please opt in to Just Giving emails so you get updates from us. You can always opt out later.



Sign Up

First name
St Mary's Church

Last name
Anytown

Email
themikehayward@btinternet.com

Create password
..... Show

We want to send you brilliant emails to keep you in the loop about the causes you love and latest fundraising news.

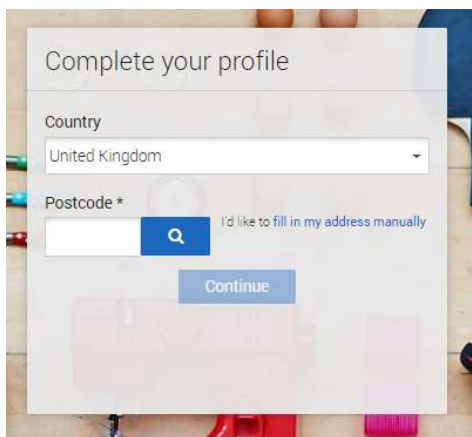
Yes please, opt me in to JustGiving emails
 No thanks

Sign up

By clicking 'Sign up', you are agreeing to our [terms of service](#) and [privacy policy](#).

Already have an account?
[Log in](#)

5. You'll then be asked to complete your profile – this means adding an address via a post code search (or manually enter). Use an address that is appropriate for you.



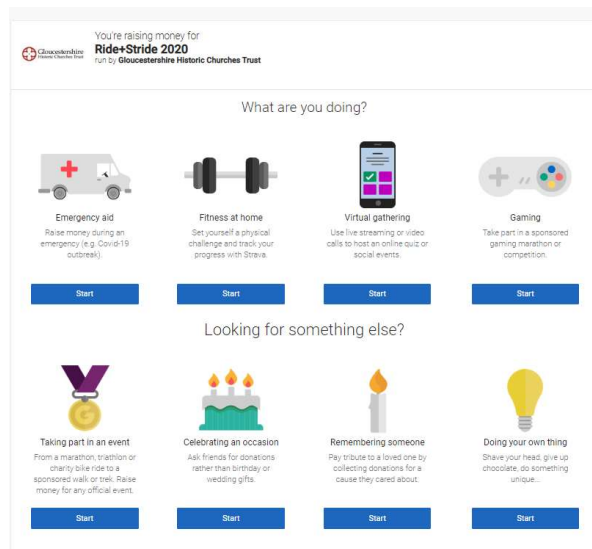
Complete your profile

Country
United Kingdom

Postcode *
I'd like to fill in my address manually

Continue

6. You'll then get the screen below. Go to 'Taking part in an event' and click 'Start'.



7. On the next screen simply click 'Select' against 'Gloucestershire Ride+Stride 2021'



8. Then complete the page below including accepting the T's & C's – please do opt in to receive emails from us so we can keep you up to date with what is going on at GHCT and with Ride+Stride. When this is done click 'Create your page'.

The screenshot shows a form titled 'You're raising money for Ride+Stride 2020 run by Gloucestershire Historic Churches Trust'. It has several sections:

- 1. Your event:** Gloucestershire Ride+Stride 2020. There is a 'Change your event' link and a checkbox for 'I'm doing this in memory of someone'.
- 2. Choose your fundraising page web address:** www.justgiving.com/fundraising/. A text box contains 'St-Marys-Church-Anytown'.
- 3. Choose your fundraising page settings:**
 - Are you planning to ask for donations to your JustGiving page in return for goods, services or other benefits? (Selected: No)
 - Is your charity contributing to the cost of your fundraising? (Selected: No)
- Email preferences:** I'm happy for Gloucestershire Historic Churches Trust to keep me informed, by email, about the impact of my fundraising and other ways to stay involved including future events, campaigns and appeals. (Selected: Yes please, opt me in)
- Agreements:**
 - I agree to JustGiving Terms of Service and Privacy Policy.
 - I confirm that I have read the Fundraising Regulator's Guidance Notes.
- Footer:** Fundraising with the FRR REGULATOR logo.
- Button:** Create your page

9. Your page is then ready and will pull through text and images from GHCT to explain Ride+Stride. If you want to, you can also post your own updates to the page, publicise it to your Facebook or Twitter accounts. You can also send emails with a link to your page and text you can adapt for your own purposes to your local supporters – see example below.

Subject Ride+Stride Gloucestershire 2020

Hello,

Just a quick email to let you know that I've decided to fundraise for Gloucestershire Historic Churches Trust, and I'd really appreciate your support.


You can donate to my JustGiving page by clicking here: https://www.justgiving.com/fundraising/st-mary-s-church-anytown?utm_source=Sharethis&utm_medium=fundraising&utm_content=st-mary-s-church-anytown&utm_campaign=pdf-email&utm_term=81eaf4113aeb4be09879795e5c4f1e6d.

Donating through JustGiving is simple, fast and totally secure. Once you donate, they'll send your money directly to Gloucestershire Historic Churches Trust, so it's the most efficient way to give - saving time and cutting costs for the charity.

Thank you,

St Mary's Church Anytown

**We wish you all the best with your
fundraising!**



**Gloucestershire
Historic Churches Trust**